

BUILT-IN ALL REFRIGERATOR

EI32AR80QS

Featuring IQ-Touch™ Electronic Controls



PRODUCT DIMENSIONS

Height (Cabinet Incl. Hinge)	70-5/8"
Width	32"
Depth (Incl. Door)	26-1/2"

MORE EASY-TO-USE FEATURES

ALARM SYSTEM

Notifies you if there's been a power failure, if a door stays open longer than five minutes and if the interior temperature of the refrigerator rises above 56 degrees for more than 60 minutes.

PERFECT BINS™ DOOR STORAGE

Convenient door storage bins tilt-out for easy access and can even be removed for even easier access.

PUREADVANTAGE® AIR FILTER

Keeps clean, filtered air circulated throughout to prevent odor transfer.

LUXURY-QUIET™ DESIGN

Designed for consistently quiet operation.

Available in:



Stainless
(S)

OPTIONAL TRIM KITS

84" LOUVERED TRIM KITS

(ECP8436SS & ECP8472SS)
Designed as a replacement option for the Sub-Zero® brand 650 Series models and for new-build installation.

79" LOUVERED / 75" COLLAR TRIM KITS²

(TRIMKITSS1 & TRIMKITSS2)
Designed as a replacement option for Electrolux ICON® brand models E32AR75FPS and E32AF75FPS and for new-build installation.

72" COLLAR TRIM KITS

(ECP7236SS & ECP7272SS)
Designed as a replacement option for the Sub-Zero® brand 601 Series models and for new-build installation.

SIGNATURE FEATURES



PERFECT ORGANIZATION SYSTEM

Our organization system features Luxury-Glide® drawers with removable/adjustable dividers and two mini baskets, Perfect Bins™ door storage that tilts out for easy access and a condiment shelf, so you can keep food organized and easily at hand.



LUXURY-DESIGN® LIGHTING

Our ramp-up designer LED lighting is as beautiful as it is functional, keeping the contents clearly visible.



PLATINUM STAR® LIMITED WARRANTY

Our exclusive limited warranty that includes a 3-year coverage on parts and one year on labor without charge.¹



LUXURY-GLIDE® STORAGE DRAWER

Drawer glides out smoothly and fully extends, giving you easy access to what's inside.

¹Eligibility based on product registration with Electrolux North America within 60 days of purchase. Products must have been purchased on or after July 1, 2013. Coverage includes material parts for 3 years and labor for 1 year.

²Kits are designed to fit either 79" or 75" opening height. For 79" cutout opening height, installation requires use of top louvered grille; for 75" cutout opening height, installation requires use of top trim piece and shortening of both side trim pieces.

Sub-Zero® is a registered trademark of Sub-Zero, Inc.

BUILT-IN ALL REFRIGERATOR

EI32AR80QS



19 CU. FT. BUILT-IN ALL REFRIGERATOR

CAPACITIES

Total Capacity	18.6 Cu. Ft.
Total Shelf Area	22.4 Sq. Ft.

EXTERIOR

Hidden Hinge Door Design	Yes
Signature Soft-Arc Handle Design	Yes

FEATURES

IQ-Touch™ Electronic Controls	Yes
Temp Alarm System	Yes
Door Ajar Alarm	Yes
Power Failure Alarm	Yes
PureAdvantage® Air Filtration	Yes
Adjustable Full-Width Glass Shelves (Silver Trim)	2
Luxury-Glide® Full-Extension Deli Drawer/Cool Zone™	1
Luxury-Glide® Full-Extension Crisper/Fresh Zone™	1
3-Position Adjustable Crisper Dividers	2
Removable Basket Trays	2
Adjustable Dairy Door Bin	1
Full-Width Gallon Storage with Tall Bottle Retainer	1
Clear Half-Width 2-Liter Adjustable Door Bins	3
Perfect Bins™ Door Storage	2
Full-Width Condiment Shelf	1
Luxury-Design® LED Lighting	Yes
Door Closer	Yes
Luxury-Quiet™ Design	Yes
Air Filter Indicator	Yes
Electronic Control Lock	Yes

ADDITIONAL FEATURES

Sabbath Mode (Star-K® Certified)	Yes
----------------------------------	-----

ACCESSORIES

84" Louvered Trim Kits: Single – PN # ECP8436SS	Optional
Double – PN # ECP8472SS	Optional
72" Collar Trim Kits: Single – PN # ECP7236SS	Optional
Double – PN # ECP7272SS	Optional
79" Louvered / 75" Collar Trim Kits: ¹	
Single – PN # TRIMKITSS1	Optional
Double – PN # TRIMKITSS2	Optional

SPECIFICATIONS

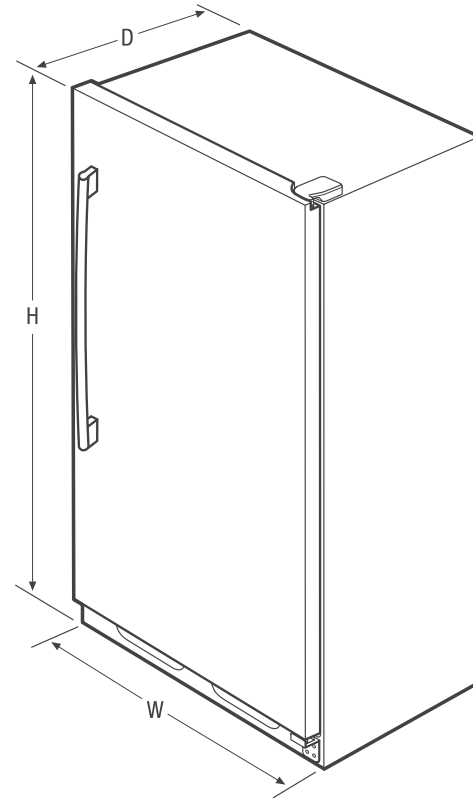
Color –	
Stainless Steel	S
Power Supply Connection Location	Right Bottom Rear
Voltage Rating	115V / 60 Hz
Connected Load (kW Rating) @ 115 Volts ²	0.55
Minimum Circuit Required (Amps)	20
Shipping Weight (Approx.)	266 Lbs.

¹Kits are designed to fit either 79" or 75" opening height. For 79" cutout opening height, installation requires use of top louvered grille; for 75" cutout opening height, installation requires use of top trim piece and shortening of both side trim pieces.

²An electrical supply with grounded three-prong receptacle is required. The power supply circuit must be installed in accordance with current edition of National Electrical Code (NFPA 70) and local codes & ordinances.

NOTE: Always consult local and national electric and plumbing codes. Refer to Product Installation Guide for detailed installation instructions on the web at electroluxappliances.com.

Specifications subject to change.



PRODUCT DIMENSIONS

Height (Including Door)	71-3/8"
(Cabinet Including Hinge)	70-5/8"
Width	32"
Depth (Including Door)	26-1/2"
(With Door Open 90°)	57-3/8"

Electrolux Major Appliances, N.A.

USA • 10200 David Taylor Drive • Charlotte, NC 28262 • 1-877-4electrolux (1-877-435-3287) • electroluxappliances.com
 CANADA • 5855 Terry Fox Way • Mississauga, ON L5V 3E4 • 1-800-265-8352 • electroluxappliances.ca

EI32AR80Q 08/15

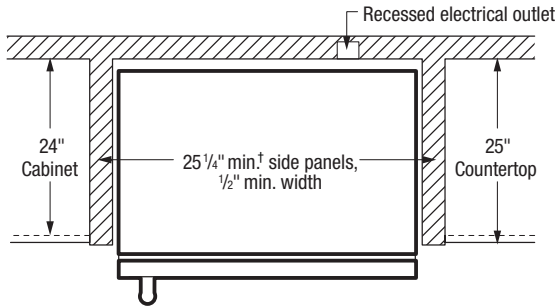
© 2015 Electrolux Home Products, Inc.



High standards of quality at Electrolux Home Products, Inc. mean we are constantly working to improve our products. We reserve the right to change specifications or discontinue models without notice.

BUILT-IN ALL REFRIGERATOR

EI32AR80QS

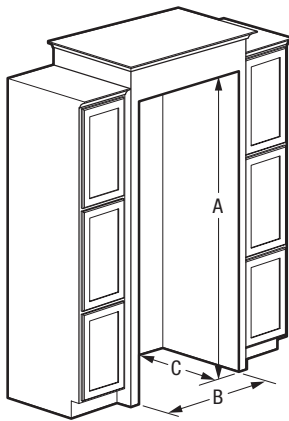


Optional Trim Kits

Optional Trim Kits available for built-in installation with All Refrigerator and/or All Freezer – requiring different cutout dimensions.

Designed as built-in replacement option for any model(s) having pre-existing opening(s) with same cutout dimensions as stated for specific Trim Kit or for new-build installation.

For Trim Kit specifications and drawings, refer to model-specific Trim Kit Installation pages on web for required cutout dimensions and installation planning information. For detailed Trim Kit installation, refer to instructions packed with kit or on web.



84" Louvered Trim Kits
Single (PN# ECP8436SS)
Double (PN# ECP8472SS)

72" Collar Trim Kits
Single (PN# ECP7236SS)
Double (PN# ECP7272SS)

79" Louvered / 75" Collar Trim Kits
Single (PN# TRIMKITSS1)
Double (PN# TRIMKITSS2)

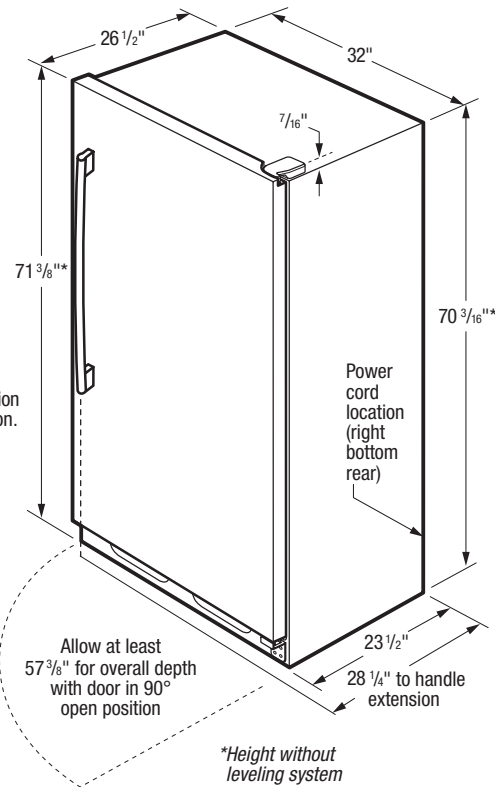
All Refrigerator Cutout Dimensions

Built-In Installation (without optional Trim Kit)

Single Unit (A) 72" (B) 33" (C) 25 1/4" min.†

Double Unit (Side-by-Side) (A) 72" (B) 66" (C) 25 1/4" min.†

†Minimum depth from face of cabinet side panels and requires recessed electrical outlet and water line.



32" Built-In All Refrigerator Specifications

- Product Weight – 240 Lbs.
- An electrical supply with grounded three-prong receptacle is required. The power supply circuit must be installed in accordance with current edition of National Electrical Code (NFPA 70) and local codes & ordinances.
- Voltage Rating – 115V/60 Hz
- Connected Load (kW Rating) @ 115 Volts = 0.55 kW
- Amps @ 115V = 5.0A
- Always consult local and national electric codes.
- Minimum 25-1/4" depth requires recessed electrical outlet.
- To allow for ease of installation, tape excess power cord to back of unit.
- When installing refrigerator adjacent to wall, cabinet or other appliance that extends beyond front edge of unit, 20" minimum clearance recommended to allow for optimum 140° door swing, providing complete drawer / crisper access and removal. (Absolute 4" minimum clearance will ONLY allow for 90° door swing which will provide limited drawer / crisper access with restricted removal.)
- Minimum 3/8" clearance required for sides and top of refrigerator or freezer with 1" clearance at rear to allow for ease of installation, proper air circulation, and plumbing / electrical connections.
- To ensure optimum performance, (do not install in areas where temperature drops below 55° F or rises above 110° F) and avoid installing in direct sunlight or close proximity to range, dishwasher or other heat source.
- Refrigerator must be placed on level surface of hard material, same height as flooring. Surface must support approximately 800 lbs. when fully loaded. Unit equipped with 4-point leveling.

"Built-In Look" Specifications

- Minimum opening of 72" H x 33" W x 25-1/4" D required for single-unit "Built-In Look" installation; 66" W required for double-unit installation. (72" H to be measured from finished floor to underside of soffit or overhead cabinet.)

Optional Trim Kit Specifications

For planning information, refer to model-specific Trim Kit Installation pages on web.

- Optional Trim Kits available for built-in installation with All Refrigerator and/or All Freezer – requiring different cutout dimensions.
- Designed as built-in replacement option for any model(s) having pre-existing opening(s) with same cutout dimensions as stated for specific Trim Kit or for new-build installation.
- Remove all wall / floor molding prior to built-in installation.
- For detailed Trim Kit installation, refer to instructions packed with kit or on web.

Note: For planning purposes only. Refer to Product Installation Guide on the web at electroluxappliances.com for detailed instructions.

Optional Accessories

- 84" Louvered Trim Kits:
Single – (PN# ECP8436SS), Double – (PN# ECP8472SS).
- 72" Collar Trim Kits:
Single – (PN# ECP7236SS), Double – (PN# ECP7272SS).
- 79" Louvered / 75" Collar Trim Kits:
Single – (PN# TRIMKITSS1), Double – (PN# TRIMKITSS2).

Electrolux Major Appliances, N.A.

USA • 10200 David Taylor Drive • Charlotte, NC 28262 • 1-877-4electrolux (1-877-435-3287) • electroluxappliances.com
CANADA • 5855 Terry Fox Way • Mississauga, ON L5V 3E4 • 1-800-265-8352 • electroluxappliances.ca

EI32AR80Q 08/15

© 2015 Electrolux Home Products, Inc.



High standards of quality at Electrolux Home Products, Inc. mean we are constantly working to improve our products. We reserve the right to change specifications or discontinue models without notice.